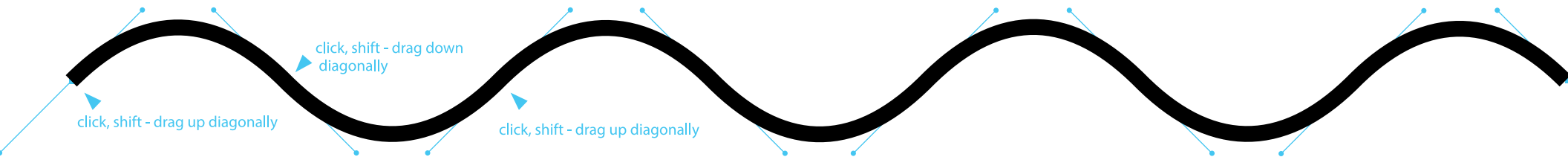






Greek Key Border 8 pt. stroke, no fill. (Snap to Grid is off) Hold shift key constantly as you draw, clicking (no dragging) on each corner.



Smooth Point Wave Border Turn on View > Snap to Grid, 4 pt. stroke, no fill. Start with a click and shift-drag up at a diagonal (releasing one space up and to the right). Then move 3 spaces right, click and shift-drag down at a diagonal (releasing one space down and to the right). Then move 3 spaces right again, click and shift-drag up at a diagonal and continue alternating down and up dragging until you reach the end.



Corner Point Wave Border Turn on View > Snap to Grid, 4 pt. stroke, no fill. Start with a click (no drag) then move 2 spaces right, click and drag up holding shift to constrain curve handle to vertical, stop dragging at one space. Then, convert smooth point to corner point by clicking on it once again. Move two spaces right and click, dragging upward holding shift and repeat.



Broken Corner Point Wave Border Turn on View > Snap to Grid, 4 pt. stroke, no fill. Start with a click and drag to the right. Then move to next position and click and drag right to the orange dot. Then, hold option or alt while dragging curve handle to the left, converting the smooth point to a corner point, breaking the handle into 2 independent handles. Continue to next position to click and drag right, creating a smooth anchor point. Then continue to the next position, click and drag right, then hold option and break the handle by dragging to the left as before.